

FARMVILLE 2: COUNTRY ESCAPES

**AN UNOFFICIAL STRATEGY GUIDE FOR ALL
OF THOSE FARMERS OUT THERE.**



Book version 1.0



CREDITS

Game created by: Zynga

Guide written by: YouTube
Personality, Obiel DeNook

Extra thanks to the random
information that I was missing for
this guide.

Note: This guide is incomplete and
will be updated. If you want to
help me with my guide, you can
find more information on my
website:

<http://denookobiel.wix.com/home>

Find me on any of my social media
sites. Love to hear from you. :D

CONTENTS

- Characters: [5](#) – [22](#)
- Crops: [23](#) - [25](#)
- Premium Hands: [26](#) – [28](#)
- Event Characters: [29](#) – [32](#)
- Power Pins: [33](#) - [36](#)
- Advanced Strategies: [37](#) – [42](#)
- List of Official Pages: [43](#) – [44](#)
- Special Note: [45](#)
- Updates: [46](#)
- Thanks: [47](#)
- Special Thanks: [48](#)



CHARACTERS

EVERY GAME, MOVIE, AND MEDIA TYPE
COULD USE A GOOD CHARACTER SO
HERE'S A LIST FOR THIS ONE.

Character	Gender	FH/NPC	Roles	Unlock
Marie	Female	NPC	Sale Board	Starter
Johnny	Male	Farmhand	Harvester	8
Heidi	Female	Farmhand	Harvester	9
Dakota	Female	Farmhand	Fisherman	12
Dr.Vivian	Female	Farmhand	Veterinarian	16
Eagle Eye Eddie	Male	NPC	Pilot	16
Calvin	Male	Farmhand	Miner	18
Nick		NPC		20
Sophia	Female	NPC	Wine Tester	24
Trish	Female	Farmhand	Fisherman	30
Pike		NPC		30
Ahab	Male	Farmhand	Captain	23 (400 Keys) 36 Free!

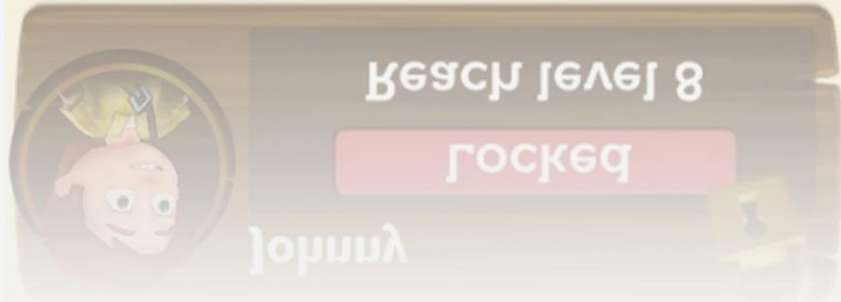
LIST OF CHARACTERS

Characters can be an important aspect of the experience while playing a game to give it a more in depth personality. If a game has no personality then the game is often dull to play. Farmville 2: CE has quite a few characters with their own personality, backstory, and memorable events connected to them.



MARIE

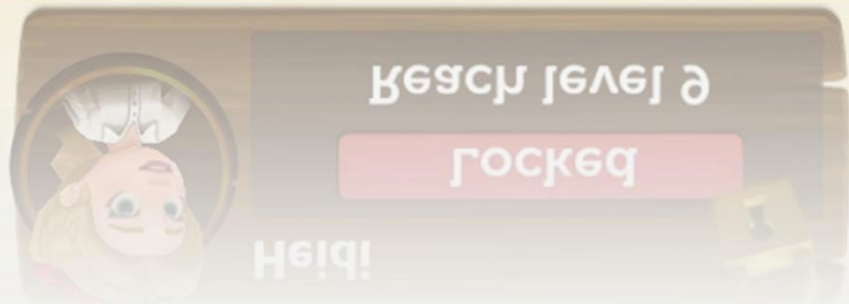
Marie's order board is a great way to earn some extra coin. At level 25 Marie's order board will come with wood earned per sell and bonus wood after the 20th sale for a bonus of 300 wood and a 50% boost on new sales. After the 50% boost, the sale orders get a little more challenging by increasing how many to sale at once.



JOHNNY

The first farmhand that you receive with a knack for finding chives at the glade, carrots at the pond, and the heart of Heidi.

Johnny is an all around good character early in the game. Later in the game, when chives and carrots are easier to obtain, Johnny can go anywhere as a standard farmhand so this hard worker will prove himself quite well.



HEIDI

The second farmhand you receive who seems to love strawberries so much that she can find them easily in Grandma's Glade. She is timid yet kind. She crushed on Johnny for a while and asked you for help to win over Johnny. They make a cute couple as well as a hard working duo.


Heidi did manage to get together with Johnny and will occasionally mention the "twins." They have been together since Farmville 2: CE and have a great relationship.



Dakota

Locked

Reach level 12



Reach level 12

Locked

Dakota



DAKOTA

Dakota, the highly skilled fisherwoman and can fish a trout out of Pappy's Pond like nobodies business.

Pappy's Pond is the longest gathering place taking a staggering 8 hours with a chance for mint and bass.



Dr. Vivian

Locked

Reach level 16



Dr. Vivian

Locked



DR. VIVIAN

Dr. Vivian is a fine veterinarian with a big heart, especially for the animals she tends to. She can tend to animals and raise their rand in the fair by a bit more than the others. She also has a strange talent at catching bass at Pappy's Pond better than the others and is the only one who can catch a trout off of Prosperity Pier...strange but she does know her animals, after all.

Eagle Eye Eddie



Earn Stamps from Eagle Eye Eddie,
then use Stamps to get Prized Animals!



Reach Level 16

Reach Level 16



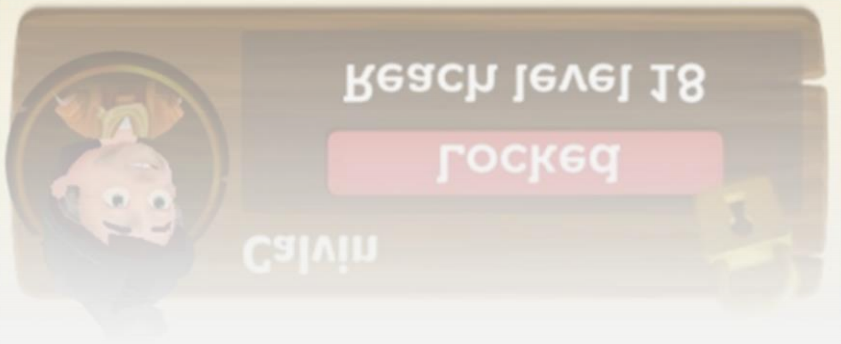
then use Stamps to get Prized Animals!
Earn Stamps from Eagle Eye Eddie!



EAGLE EYE EDDIE

Eagle Eye Eddie runs goods from farm to farm. He will buy your goods for a better price than standard vendor, but he comes in with certain orders. He gives you around 15 hours to gather the order, buys high, gives you stamps upon a complete order, and then returns after 4 hours. You can't buy off of Eddie but his stamps will more than make up for his orders.

Bronze Stamps, Silver Stamps, and Gold Stamps are what he offers. It seems random as to what stamp is given so you will likely end up with more gold than anything...which isn't bad in the end.



CALVIN

This spry grandfather can out-mine just about anyone you can use in the Marryweather Mine. He is guaranteed 1 tin and 2 quarts. He can mine copper too but isn't as proficient at finding it as tin and quarts, but he is still better than the others for mining copper.

Nick's Knickknacks



Fill Nick's orders before time runs out to add to your coin collection!



Reach Level 20

Reach Level 20



Fill Nick's orders before time runs out to add to your coin collection!



NICK

Nick buys things for Nick's Knickknacks so he will buy from 1 to 3 different items and can get a bit demanding with his orders, like Eddie. Unlike Eddie, Nick only offers more coin for the items he requests. He very well could be the one you sell to the least of all of the vendors. Don't underestimate how much he buys or how much you can earn, though.

Sophia's Tasting Table

Today's Pairings



Sell

Sell wine pairings to Sophia and become a coin connoisseur!




Reach Level 24



SOPHIA

Sophia has her own Tasting Table and she loves to have plenty of wines, ciders, juices, jams, and cheese on hand. She will occasionally request other things like trout soufflé and mac and cheese with her pairing, too. She will purchase from you with a higher price than average if you sell pairings.



Trish

Locked

Reach level 30



Reach level 30

Locked

Trish



TRISH

Pike's Landing

Today's Specials



All orders with Salmon

+50%



Sell seafood specialties to Pike for boatloads of coins!



Reach Level 30

Reach Level 30



Pike for boatloads of coins; sell seafood specialties to



PIKE



AHAB

Ahab is your long lost great uncle. He left out for the seas back when your family owned this farm. After so long after getting your family farm back together, Ahab returns.

He'll trade sand dollars for goods. You can unlock amazing power pins with this currency.

Ahab unlocks for early access purchase at level 23 for 400 Keys.

Ahab unlocks free at level 30+ (I've read level 36 but I'm not entirely sure).



Victor will be on your farm for another 30! days **Tap to continue.**

Victor will be on your farm for another 30! days **Tap to continue.**



COWBOY VICTOR

Cowboy Victor, cousin to Dr. Vivian, is a great help on the farm. If you open the daily hope chest almost everyday Victor will stay around your farm for 30 days! Cowboy Victor isn't the only thing you can earn from the daily hope chest as you can earn nets, nails, padlocks, keys, and more.

Cowboy Victor may not have any special traits around the farm but having an extra farm hand around almost like a permie is great.



LORENZO

Lorenzo is a skilled, Italian Chef with a knack for getting in over his head. He appears from time to time. I can't remember when he unlocks but it should be late game when you have access to the Mallard Mill. He will appear randomly with a list of things needed for his party. You can see the first of three quests he offers. These quests usually ask for food, wine, or party favors that could be anything. Buying or making his requests work. Selling to others is a part of his quest. You can earn money, shovels, nails, padlocks, and even Keys from his 3 quests. He is worth agreeing to for his quest, you can turn them down.

MORE DEPTH TO THE CHARACTERS

Each character has a backstory to them. Johnny and Heidi are married and have twins. Pike and Trish are a cute, fishy couple. Heidi's mother has a poodle and her grandmother has visited before. Eagle Eye Eddie has a brother, Hawkeye Harry, and Eddie has a thing for another pilot named Penelope. Pike is Irish and has a brother.

Character	Gender	PC/NPC	Roles	Unlock

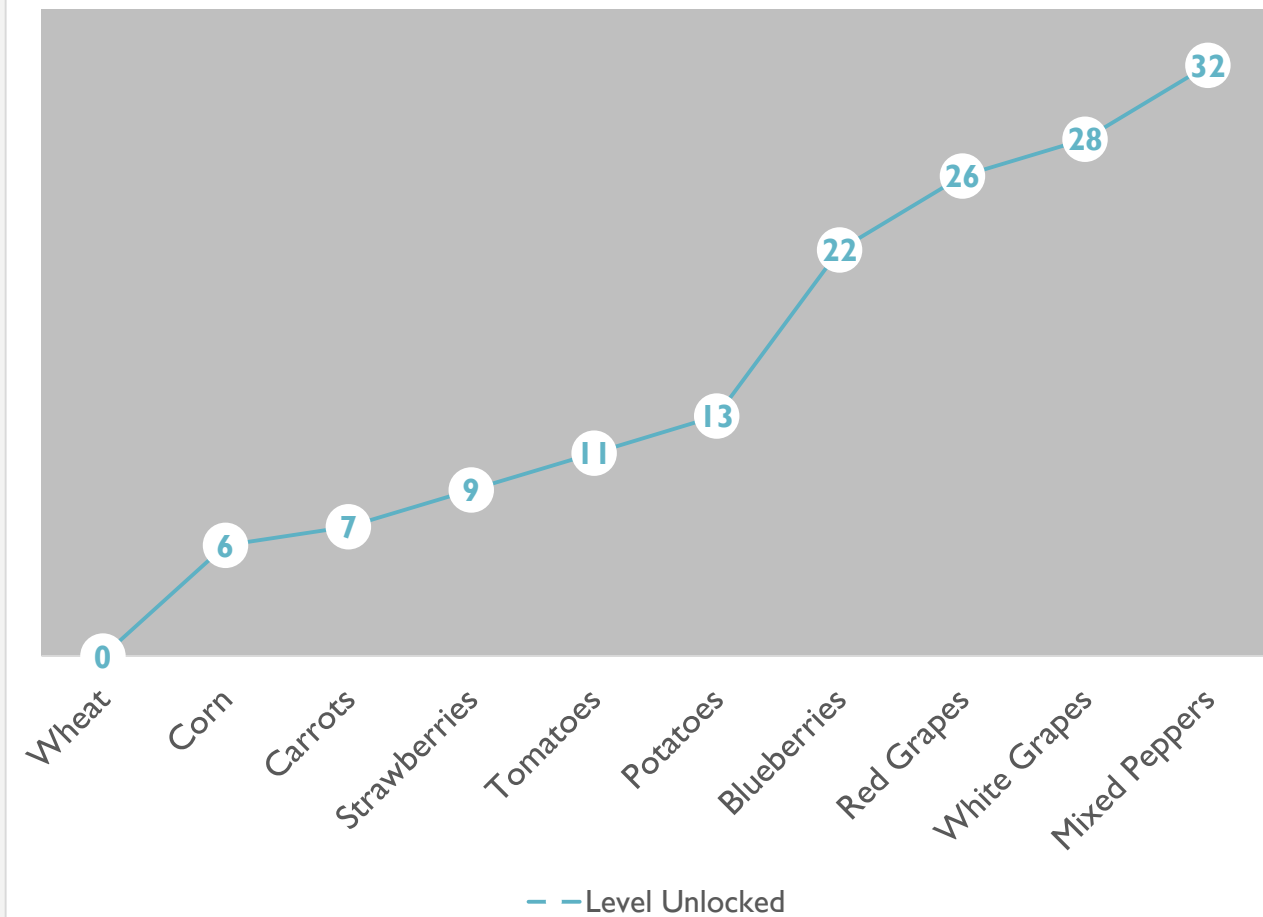
LIST OF MISC. CHARACTERS



UNLOCKABLE CROPS

HERE IS A LIST OF CROPS YOU CAN
UNLOCK AND AT WHAT LEVEL.

LEVEL UNLOCKED



LIST OF CROPS

Wheat

Corn

Carrots

Strawberries

Tomatoes

Potatoes

Blueberries

Red Grapes

White Grapes

Mixed Peppers

LEVEL UNLOCKED



LIST OF TREES AND MISC.

Apple

Peach

Lemon

Pear

Crab

Shrimp



PREMIUM FARM HANDS

**HERE IS A LIST OF FARM HANDS YOU
CAN EARN PLUS A FEW THAT WERE
PART OF AN EVENT.**



LIST OF PREMIUM FARM HANDS.

The only animal here that is purchased outside of keys is the Red Border Collie.

If you don't purchase keys, the others can still be earned.

If you purchase keys, the best order to purchase them is from top to bottom saving the black Border Collie for last...this includes the Red Border Collie. (This is my opinion and yours may differ)

If you don't purchase keys, Getting the Hound and Tabby first are best and will give you extra farm hands.

Animal	Location	Skill
Red Border Collie	Glade, Mine, Pier	Bonus 1 Blackberry* **, +15% Copper, +15% Lobster
Border Collie	Glade, Pond, Mine	+25% Chance for Chives, +15% Chance for Mint, +20% Chance for Copper
Hound Dog	Glade, Pond, Mine, Pier	Bonus 1 Blackberry* **, Bonus Trout**, +5% Chance 1 Copper, +25% Lobster
Tabby Cat	Glade, Pond, Pier	Bonus 1 Chives * **, Bonus Bass***, +20% pearl
Siamese Cat	Glade, Pond, Mine	+25% Chives, Bonus 1 Mint * **, Bonus 2 Tin * **
St. Bernard	Glade, Pond, Mine, Pier	Bonus 1 Blackberry * **, +5% Bass, Bonus 2 Copper, +15% Lobster

LIST OF PREMIUM FARM HANDS.

Red Border Collie

Collie

Hound Dog

Tabby Cat

Siamese Cat

St. Bernard

* -- Bonus increases chance to 100% (Guaranteed to drop)

** -- Doesn't stack (+1 bonus berry + 1 bonus berry + standard berry = 2 berries.)

*** -- If Dropped



EVENT CHARACTERS

THE EVENTS HAVE EXTRA
CHARACTERS AND FARMHANDS.

- **Bingo Board:** This is where you create lines by selling goods.
- **Pathfinding:** You make specific event items in hopes to win event items.
- **Make-&-Bake:** There are three orders, like Marie's Order Board, and you fulfill those orders.

Note: These may not be official names, just what I call them.

THE TYPES OF FARMHANDS FOR EVENTS

There are three types of farmhands that are involved with events: Purchased (End Hands), Temporarily Won (Temp Hands), and Permanent Farmhands (Permi Hands). (Typed in parenthesis are unofficial titles and what I call them.)

SIDE BY SIDE COMPARISON OF THE EVENT CHARACTERS

END HANDS

- These are the farmhands purchased anytime during the event with 150 Keys (75 towards the end of the event)
- These are best bought to find event items better. If you do, the sooner the better.

TEMP HANDS

- Upon completing the event, you can win either a Temp or Permi Hand.
- Temp hands help best with upcoming events for 30 days + remaining of current event you won them from.
- They are usually lost before the finale of the event that follows.

PERMIE HANDS

- Permi Hands are extra special. They are a permanent addition to your farm's family.
- Occasionally, these farmhands can find items others can't...plus they are excellent at upcoming events just like Temp Hands.



Above: Charlotte finding a guaranteed 2 mint, Hound Dog finding a guaranteed 2 trout, Trish finding a guaranteed salmon, and the Tabby adds a second bass if a bass is dropped. Having Dr.Vivian will add a better chance for bass drop by up to 50% if the pond is full. The fisherman farmhand that is requested also has a better chance of finding bass and is great at finding blackberries, too (not in the picture).

Below: The upgraded Manx Cat possibly finding a spare blanket in the mine.



WHAT CAN PERMIES FIND?

From my experience, the permi farmhands can occasionally find items others can't. I discovered this with the equestrian, Charlotte. She is guaranteed to find a bonus mint at Pappy's Pond per visit. Two mint per visit? This makes up for the 8 hour visit to the pond.

The Manx Cat can have an estimated 20% chance of finding a blanket at Merryweather Mine.

Not all permies have this chance. The snow fox has nothing special to him, but he is a standard farmhand while the Manx is the upgraded variant.



POWER PINS

WHAT ARE POWER PINS, HOW DO YOU
OBTAIN THEM, AND WHICH ARE THE
BEST?

POWER PINS

POWER PINS YOU CAN WIN

- You can win power pins than add to your farm from events.
- Money Bunny: Earn 25 Coins when harvesting carrots.
- Rewards Rainbow Pin: Earn free money daily.
- All Buttered Up: A chance at free butter when you harvest cow milk. (not encountered)

POWER PINS YOU CAN EARN WEEKLY

- These you can earn by doing well on the county fair.
- Time bonus pins: There are time bonus pins for the glade, pond, mine, pier, and mill. The higher your county fair rank, the more time knocked off of your glade and such.

POWER PINS YOU CAN BUY

- Ahab brings with him a great set of assets for your farm: more money for sales, sand dollars (to buy power pins), and the power pins.
- To earn sand dollars you will need to make the entire order that Ahab asks for.

LIST OF POWER PINS

NOTE: HAVEN'T TESTED ALL PINS

- Make it Rain: Always full water and waters everything with one click.
- All Mine: Get a free granola bar and blanket from mine.
- Gone Fishin': Get country biscuits and farmer's soup from pond.
- Lucky Animals: Double ribbons earned.
- Ancient Mariner: Ahab as a farmhand.
- Money Bunny: Chance to earn extra coin when harvesting carrots.
- Ready Eddie: Eddie comes right back with no wait time.
- Buttered Up: Chance of getting butter from cows.
- Spring Sheep: Chance of receiving a blanket when harvesting sheep.
- Sweet Tooth: Chance of receiving sugar when harvesting Corn.
- Eggstastic: Chance of receiving extra eggs when harvesting chickens.
- Holy Cow: Chance of receiving extra milk when harvesting cow.

IMAGES OF POWER PINS



When you purchase or win a power pin, be sure to go into your farm house to activate the pin...it will not work unless it is active.

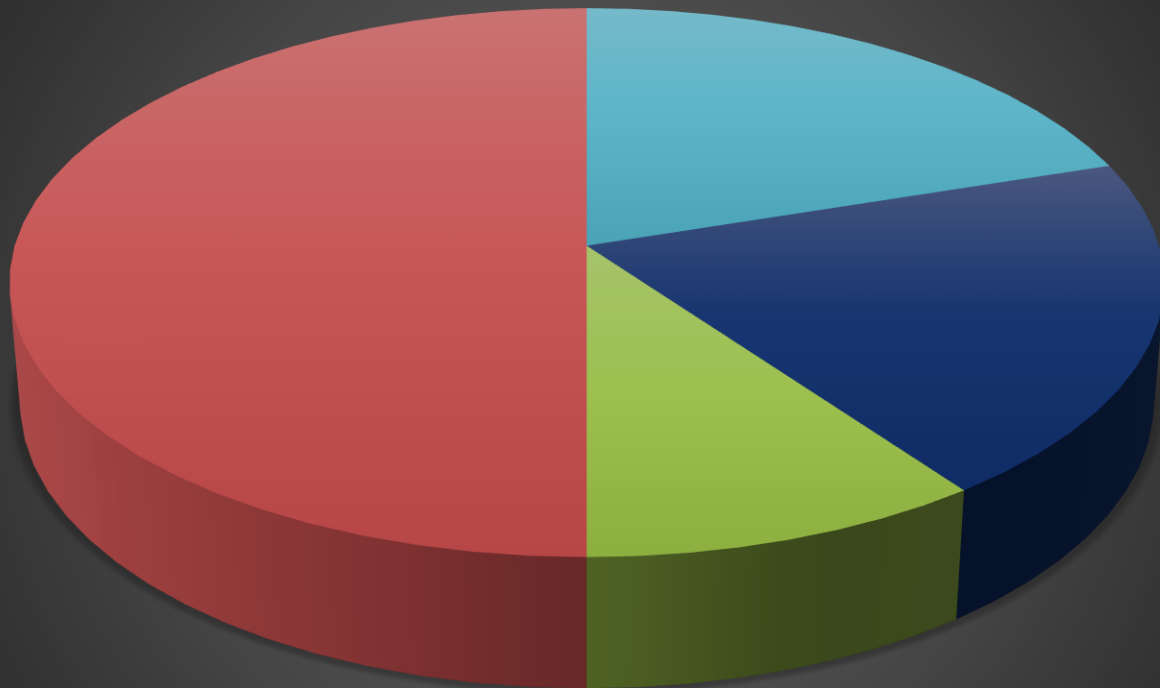
- Purchased Pins only last 3 days.
- If you win/earn a Pin, it can last a few days, a month, or can be permanent (these are rare)



ADVANCED STRATEGY

A LIST OF SOME STRATEGY THAT I'VE
FOUND THAT MIGHT HELP YOU.

Source of Keys Early Game



■ Chests ■ Debris ■ Prize Wheel ■ Quests ■ Treasure Hunting ■ Lorenzo

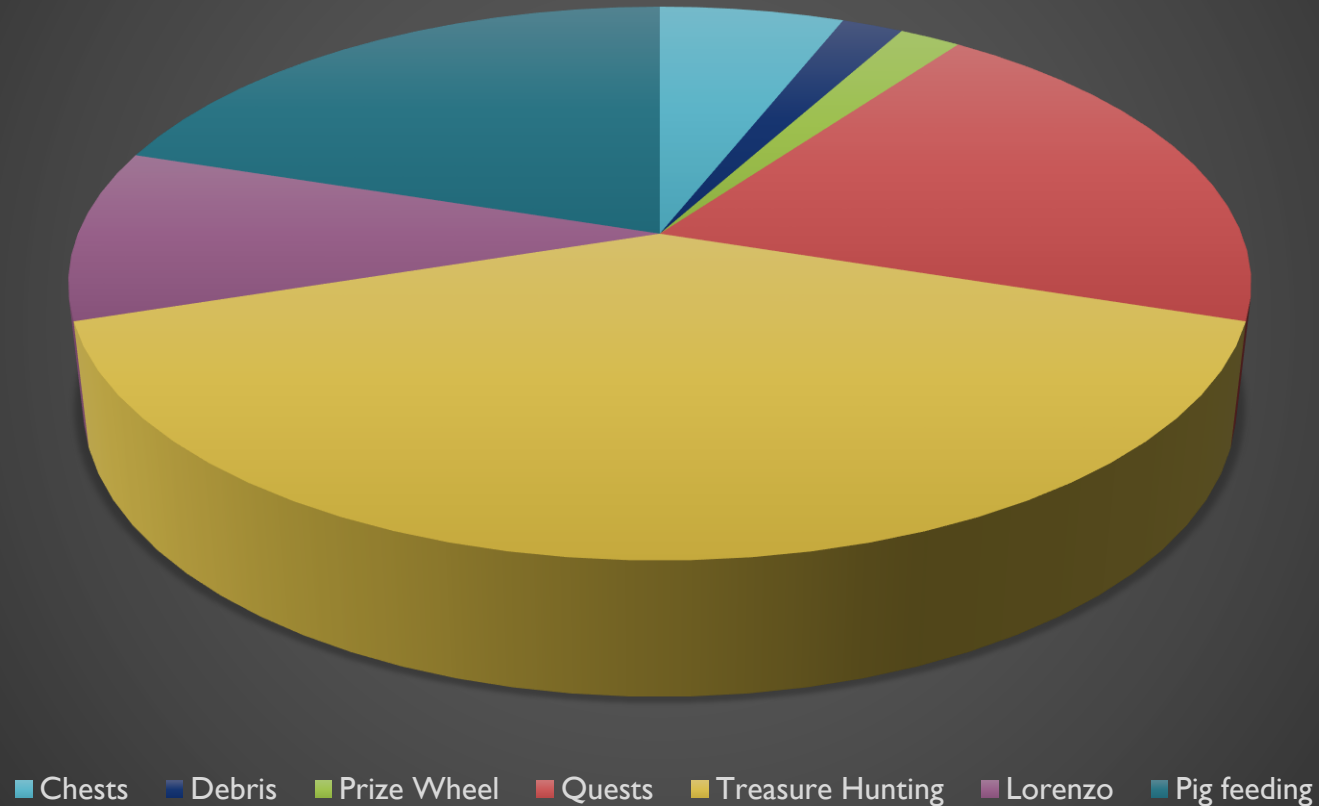
HOW TO GET FREE KEYS

- I. Sometimes you can get keys by opening hope chests after you've purchased new land.
- II. You can also get keys from clearing debris from your new land.
- III. Rarely you can win them on the Prize Wheel.
- IV. You can also win/earn them for quest completion.
- V. Ahab's Treasure Hunting Mode is great for getting keys.
- VI. Lorenzo is another great way to earn keys.
- VII. Feeding pigs is a great way too.

*Values Approximate

FREE KEYS LATE GAME

Source of Keys Late Game
(Values approximate and may not be accurate.)



WHAT'S THE BEST WAY TO SPEND KEYS?

Spending keys may be tempting to complete a timed order or to buy decoration for your farm. If you purchase keys, it may be plenty easy to get more. If you don't purchase keys...that is where this guide comes in handy.

- You can easily spend 5 keys to finish your order but why not spend it on a bonus space on your dairy? Imagine making 2 butter at once faster than the two separate.
- Purchasing an extra pastry oven for 20 Keys can aid you in making those needed country biscuits and the second oven for an event item.
- Purchasing an extra cow for 50 Keys may seem a poor decision so why do this? At times the demand for milk and butter is high, so without using lotion on those poor animals udders, this would be the next best thing.

- If you skip the extra animal, purchasing an extra plot of crops is very useful. Would you rather have 3 or 6 lemons every 10 hours or would you rather have 9? The extra three may seem a trifle low but they will pay for themselves.
- Did you purchase an extra sheep for all of those blankets, scarves, and knit caps you'll be making? Adding an extra tomato patch for 5 Keys will feed them better and give you what you need for farmers soup, which is better than wasting a Key here and there for the rest of the ingredients.
- After reaching level 7 for the prize wheel, you can drop keys here for a bonus spin every day! Bonus chance to win more
- Keys? I like that idea, plus you can win hard to craft items like a ship in the bottle for the small amount of keys (15 Keys I think). I paid for one extra spin over a year ago and I still get the extra spin.
- So, 5 Keys for my patch of strawberries, 5 for the honey (wheat grows fast enough at first), 20 for the stovetop and 5 for the extra spot to create more at once and you've doubled your output of granola bars. This cost 35 Keys but I can do that to more to double more. The more you add, the more output you have for more items.
- Last, I recommend keeping a store of Keys in case you see an opportunity for a permi. Be careful doing this, though.

- Keep your crops and trees watered and animals feed.
 - Get as many copies of crops, trees, and animals as you can afford (2 crops & trees/1 animal is fine but 4 crops & trees/2 animals is better.
 - The more permanent farm hand you have the better so save up keys for farm hands first.
 - The extra ways to create things on the farm is great.
 - Think of the best strategy for your farm hands so you can optimize your output.
 - Think ahead to get as much as you can.
- Need blackberries? Red border collie, hound, or St. Bernard can guarantee 2, but only one is needed as they don't stack.
 - Chives? Tabby cat is great for doubling chives.
 - Keep your pond, mine, pier, and mill in mind as they take a long time to complete.

LIST OF OFFICIAL PAGES

- <https://www.facebook.com/FarmVille2>
- <https://twitter.com/farmville2>
- http://instagram.com/farmville_2
- http://zyngablog.typepad.com/farmville_2/country-escape.html
- <https://zyngasupport.helpshift.com/a/farmville-2-country-escape/?l=en>
- <http://www.youtube.com/watch?v=Ob011RcCY9g>

A promotional graphic for FarmVille 2 Country Escape. The background is a vibrant green field with a wicker basket of apples and a straw hat. A purple butterfly is perched on the hat. The text 'Congratulations, you're a SOCIAL BUTTERFLY!' is prominently displayed in the center. Below this, an orange box contains a description of the 'social butterfly' personality type. At the bottom, there are social media sharing buttons for Facebook, Twitter, and Email, along with app store logos and the hashtag #FarmVilleAnywhere.

Congratulations, you're a

SOCIAL BUTTERFLY!

You are always the life of the party. People are drawn to you like pigs to mud. You could make a stubborn mule laugh and a scarecrow smile. You're all about a good time and love to play with others. Party on.

 **SHARE**  **TWEET**  **EMAIL**

FARMVILLE2
CountryEscape

Play For Free!  Download on the App Store  ANDROID APP ON Google play  Available on kindle fire **#FarmVilleAnywhere**

WHAT KIND OF FARMER ARE YOU?

It can be fun to take online tests to learn more about yourself or the games you play. The link featured here will help you learn what kind of farmer you are.

<https://www.facebook.com/FarmVille2/app/231568920385388/>

- I hope everyone finds this strategy guide helpful. I've looked online a lot and found next to nothing that I needed to know about this game. This guide may not be complete, but if you know something that I do not, please let me know on Twitter.

- <http://www.twitter.com/obieldenook>

- Feel free to visit my channel too.

- https://www.youtube.com/channel/UC6AsPYEw5HIm8oBePI7_arg

A SPECIAL NOTE TO ALL WHO PLAY

This game can get competitive and many people play it responsibly. If you find a way to cheat on this game, please do not play this game with others...please be kind and respectful. I think it's okay to cheat for fun on some games but only to extend its life but this isn't one of them. Playing multiplayer against someone who cheats is like trying to gamble with Bill Gates. He can keep betting, but you will never win.

MORE WILL BE ADDED LATER. (NOTE: CREATED WITH NEW STUFF BEING ADDED.)

- Add about Stamps
- Treasure Hunt Mode
- Power Pins
- Ahab's Order Board Opens?
- Other's Order Boards
- Types of Event Styles
- Love Interests/Family
- World Class
- Added bonus from County Fair Level
- Ingredients, items, and recipes
- Sand Dollars
- Video Projector not on PC play. Use phone/tablet?
- Missed a purchasable farmhand? Wait and it might come back.

THANKS SO MUCH

I hope you enjoyed this guide. It is my first guide so it is not that great. I hope this guide helped you out. If you wish to add to this guide, please let me know:

<http://denookobiel.wix.com/home>

You can feel free to email me, tweet me, or message me on Facebook or any of the other ways to contact me, like YouTube.

This book may be featured on:

<http://www.oldergeeks.com>,
<http://denookobiel.wix.com/home>, or other places on the internet.

You are welcome to share this guide and all other variants. You can copy parts of this guide but please remember to give credit for the parts you do copy like official site information (urls), content from said sites (Zynga information), or content from this guide.

Thanks again, and keep on shining. 😊

SPECIAL THANKS

- Thanks a lot, Zynga, for making this amazing app plus all of your previous games.
- Thanks a lot to the guys over at the Older Geeks website and Twitter account.
- Thanks to all who helped with this guide.
- Thanks to everyone who used or even checked this guide out. Let me know if it helped or how it can be improved.